


# HRS4(H) Relay

## 1.COIL DATA

1-1.Nominal Voltage	3 VDC to 48 VDC
1-2.Coil Resistance	Refer to Table 1
1-3.Operate Voltage	Refer to Table 1
1-4.Release Voltage	Refer to Table 1
1-5.Nominal Power Consumption	360 to 450 mW



HRS4(H) Relay

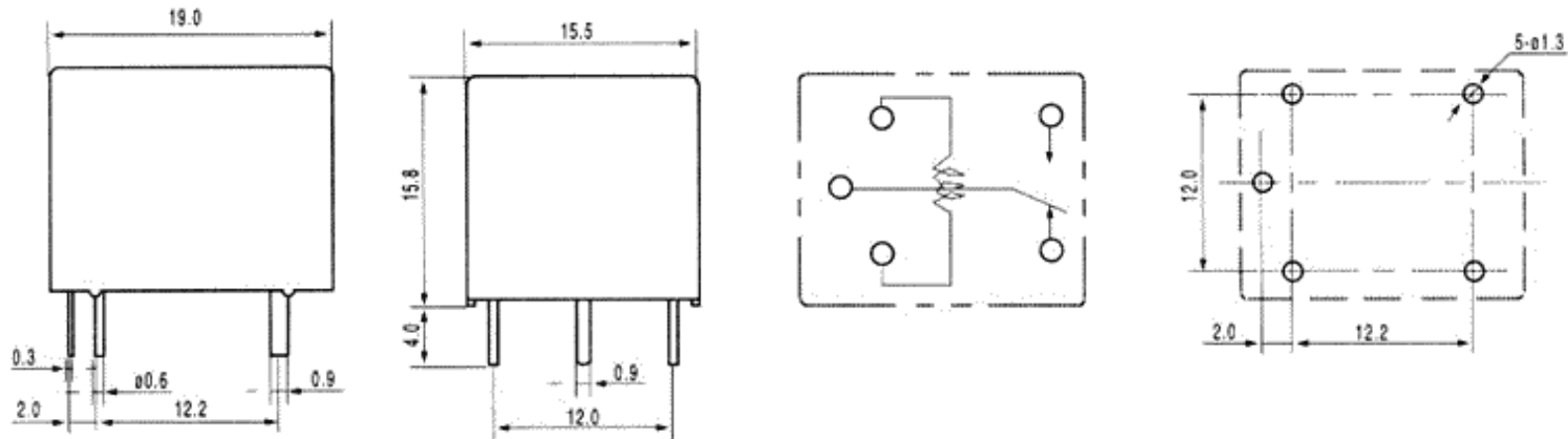
## 2.CONTACT DATA

2-1.Contact Arrangement	1 Form A , 1 Form C
2-2.Contact Material	AgCdo
2-3.Contact Rating	10A 120VAC / 24 VDC (1C) 15A 120VAC / 24 VDC (1A)
2-4.Max. Switching Voltage	110 VDC / 240 VAC
2-5.Max. Switching Current	15A
2-6.Max. Switching Power	1800 VA , 360W
2-7.Contact Resistance ( Initial )	50 mΩ , at 6 VDC 1A
2-8.Life Expectancy	Electrical: 100,000 operations at nominal load Mechanical: 10,000,000 operations

## 3.GENERAL DATA

3-1.Insulation Resistance	Min.100MΩ at 500 VDC
3-2.Dielectric Strength	750VAC , 1min between open contacts 1,500VAC , 1min between contacts and coil
3-3.Operate Time	Max. 8ms
3-4.Release Time	Max. 5ms
3-5.Temperature Range	-30 to +85 jæ
3-6.Shock Resistance	10G
3-7.Vibration Resistance	10 - 55 Hz , Amplitude 1.5mm
3-8.Weight	10 gr.
3-9.Safety Standard	UL NO. E164730

## 4.DIMENSIONS ( in mm )



ii

## 5.ORDERING CODE

<b>HRS4</b>	<b>H-</b>	<b>S</b>	<b>DC 3V</b>	<b>A</b>	ii CONTACT ARRANGEMENT A: 1 FORM A C: 1 FORM C
					NOMINAL VOLTAGE: DC3V , DC5V , DC6V , DC12V , DC24V , DC48V

ENCLOSURE  
 S ---- WASHABLE  
 COIL  
 NIL ---- STANDARD TYPE  
 H ----- HIGH SENSITIVE TYPE  
 TYPE

**6.COIL DATA CHART**

at 20jæ

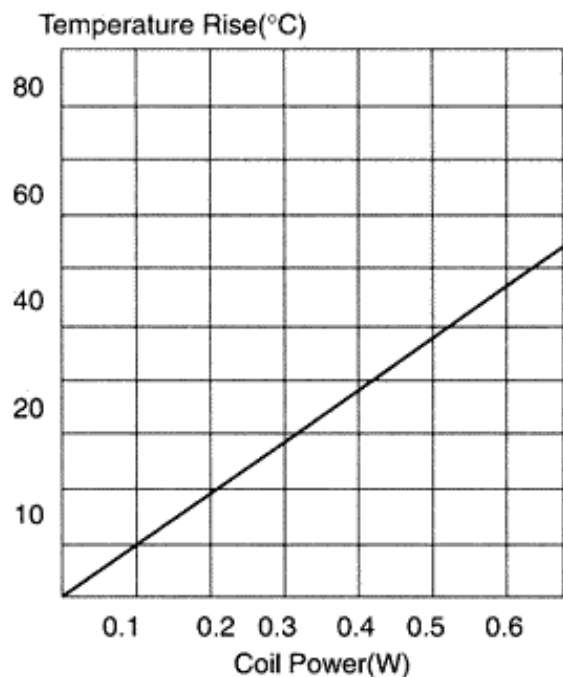
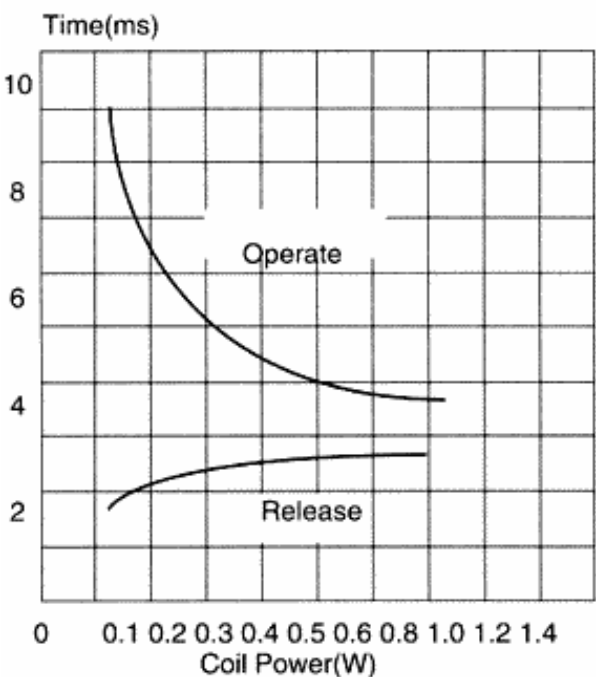
ORDERING CODE	COIL NOMINAL VDC	COIL RESISTANCE $\pm 10\%$	OPERATE VOLTAGE VDC	RELEASE VOLTAGE VDC	COIL NOMINAL mW
HRS4-S DC3V	3	20	2.25	0.30	450
HRS4-S DC5V	5	50	3.75	0.50	
HRS4-S DC6V	6	80	4.50	0.60	
HRS4-S DC9V	9	180	6.75	0.90	
HRS4-S DC12V	12	320	9.00	1.20	
HRS4-S DC24V	24	820	18.00	2.40	
HRS4-S DC48V	48	5200	36.00	4.80	
HRS4H-S DC3V	3	25	2.25	0.30	360
HRS4H-S DC5V	5	70	3.75	0.50	
HRS4H-S DC6V	6	100	4.50	0.60	
HRS4H-S DC9V	9	225	6.75	0.90	
HRS4H-S DC12V	12	400	9.00	1.20	
HRS4H-S DC24V	24	1600	18.00	2.40	
HRS4H-S DC48V	48	6400	36.00	4.80	

Table 1

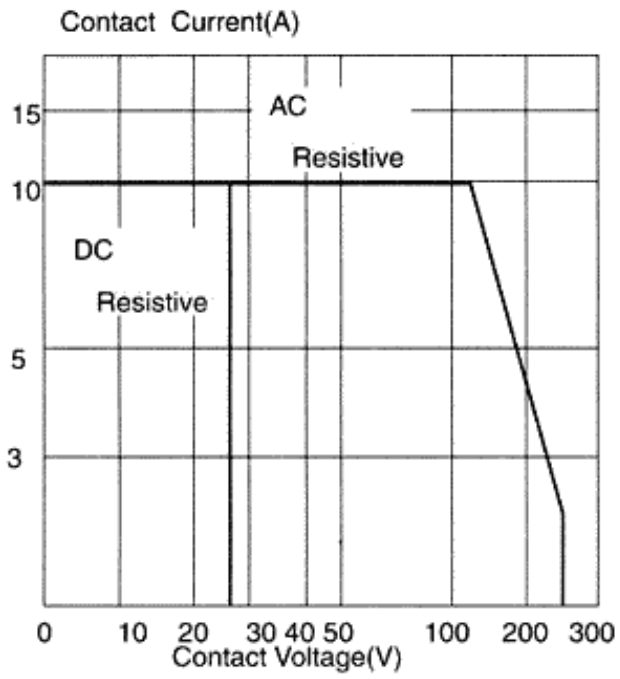
**7.HRS4(H) CHARACTERISTIC DATA**

Timing

Coil Temperature Rise



Maximum Switching Power



Life Curve

